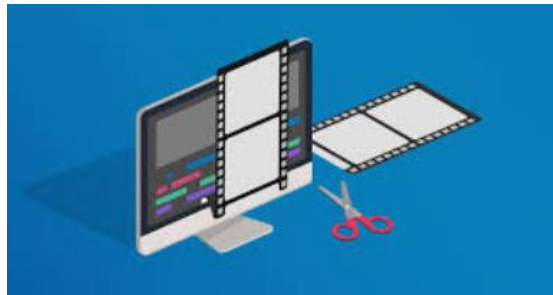


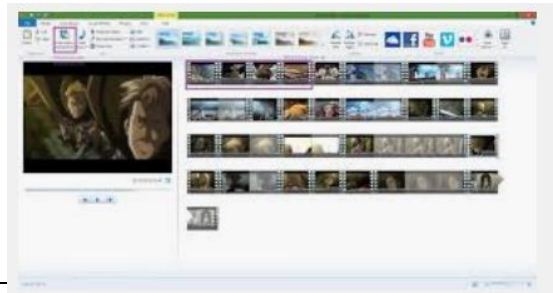


## Overview



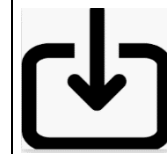
### Video Editing

- You should already know that video means the recording, reproducing and broadcasting of visual images (often accompanied by audio).
- Video is made up of a sequence of images shown in quick succession, giving the impression of movement.
- Many different devices can be used to record, edit and playback video and sound.
- Theme, setting, characters, colour, sound, and



## Editing Videos

Windows Movie Maker is one example of a video editing tool, but many others are available. Examples include WeVideo, Nero Video, and Apple iMovie.



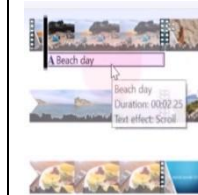
In order to edit your video, you first need to import it from your device to the computer. You then need to import it into Movie Maker by clicking 'Add



By right-clicking on the video thumbnail, you can choose to 'split' the video into pieces. The different pieces can be moved or deleted.



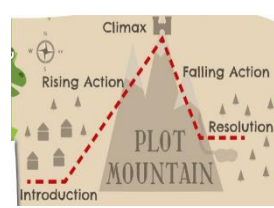
The trim tool allows you to move excess video from the beginning or the end.



A number of special effects are available, including using animations and transitions between shots. You can also add text in captions

## Features of Videos

Videos present moving images, often accompanied by sound. The following features are commonly found in videos.



Plot means the main events in the video, shown in a sequence. Plot features are caused by



Themes are the main ideas that run through the video, e.g. love, friendship, magic, violence



Most videos, even very short videos, try to give the audience a message. This may be obvious or hidden



Props are the moveable objects that are used by the actors/ actresses in



Dialogue is the name given for the conversations between people in video texts.



Characters are the different people and animals in a story, including in a video.

## Recording Videos



Static Camera: The camera is in a fixed position, sometimes using a stand or tripod. Examples of this in use are during news-reading and weather forecasts.



Pan: The camera position is fixed, but moves from side to side.



Tilt: The camera position is fixed, but moves up and down.

### Top Tips for Recording High-Quality Videos

- Use considered lighting.
- Think carefully about the sounds that you will use, e.g. music and sound effects.
- Think about the use of colour.
- Consider the use of a green screen for settings.

### Devices for recording video:

iPads/tablets/smartphones

Camcorders or Cameras



## Important Vocabulary

Video Audio Recording Storyboard Script Soundtrack Dialogue Capture Zoom AV (Audio Visual) Videographer Zoom Pan Tilt Angle Lighting Setting Export Split Trim/Clip Titles Timeline Transitions Content Retake Special Effects Title Screen End Credits